




EUCLID CHEMICAL

PROJECT PROFILE


SCHOOL OF THE ART INSTITUTE OF CHICAGO (SAIC)




Before




Before



After



After



PROJECT DATA

Location – Chicago, IL

Application – Polished Overlay

Real Estate Manager – Aspire Properties, Chicago, IL

Architect/Engineer – Eastlake Studio, Chicago, IL

General Contractor – Bulley & Andrews, Chicago, IL

Material Supplier – McCann Industries, Addison, IL

Applicator – CCI Flooring, Crest Hill, IL
(Preferred Installer)

PRODUCTS FEATURED

EUCOFLOOR™ EPOXY PRIMER

Medium Viscosity Epoxy for Bonding Concrete Toppings and Underlayments

LEVEL TOP PC-AGG (Shadow Gray & Charcoal)

Polishable Self-Leveling Overlayment with Natural

EUCO® QWIKJOINT™ UVR

UV-Resistant Polyurea Floor Joint Filler Aggregate

DURAPRIME™ WB

Water-Based Epoxy Primer

EUCO® TAMMOSHIELD™ (Matte Finish)

Water-Based Polyurethane Concrete Sealer

SCOPE OF PROJECT

Application of Level Top PC-Agg in Shadow Gray and Charcoal over existing substrate

PROJECT SUMMARY

As an internationally esteemed school of art and design, the School of the Art Institute of Chicago was looking for a modern, aesthetically-pleasing flooring solution that was functional, time-efficient and had the necessary chemical resistance from future student projects in a classroom environment. An additional challenge was transforming a 100-year-old existing floor that had various flooring systems, such as old terrazzo tile, that needed to be removed in some areas, creating various elevations. The architect and owner chose LEVEL TOP PC-AGG for its ability to self level from ½ in (1.3 cm) to 3 in (7.6 cm) in a single pour while creating a more consistent, uniform look due to the unique suspension agent holding the aggregate closer to the surface during the curing process. Additionally, the use of microfibers within the system that help prevent shrinkage cracking added to their appeal to the product.

The floor was reinforced with a fiberglass mat saturated with EUCOFLOOR EPOXY PRIMER to strengthen the entire area. A full broadcast of 30 mesh silica sand was applied over the primer to promote bonding to the overlay. Next, LEVEL TOP PC-AGG in Shadow Gray was poured over the prepared surface from ½ in (1.3 cm) to 1 in (2.5 cm) to create an even surface, and LEVEL TOP PC-AGG in Charcoal was applied as a border in some areas. The following day, the required marked joints were sawcut and EUCO QWIKJOINT UVR was applied, honoring the joints in the existing substrate. The floor was then ground to a 200 grit prior to being primed with DURAPRIME WB, a water-based epoxy primer. The final step was the application of EUCO TAMMOSHIELD (matte finish), a water-based urethane coating with superior abrasion and chemical resistance.